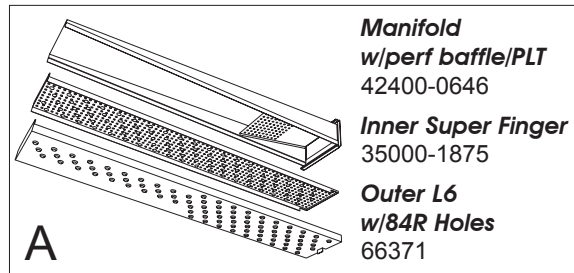


Middleby Marshall® PS360WB70

Left-to-Right configuration is shown

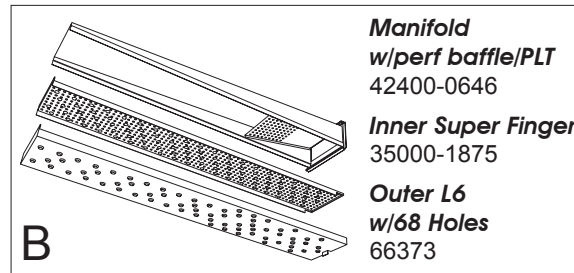
For Right-to-Left Conveyors, attach the Right-to-Left diagram overlay label over the diagram below
Adjustable Plenum Baffle Gap = 1-3/4"



**Manifold
w/perf baffle/PLT**
42400-0646

Inner Super Finger
35000-1875

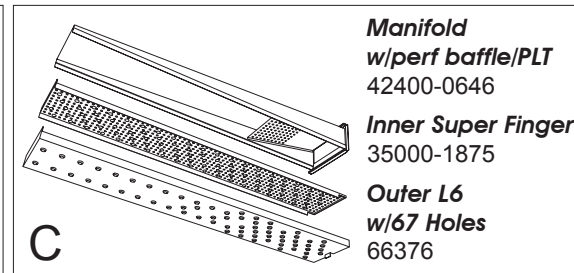
**Outer L6
w/84R Holes**
66371



**Manifold
w/perf baffle/PLT**
42400-0646

Inner Super Finger
35000-1875

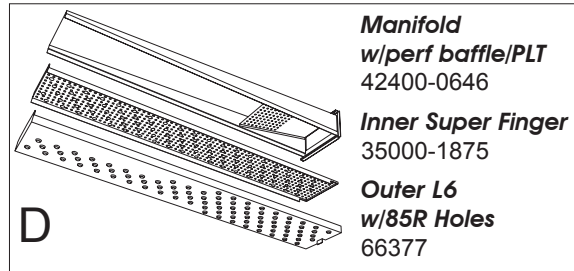
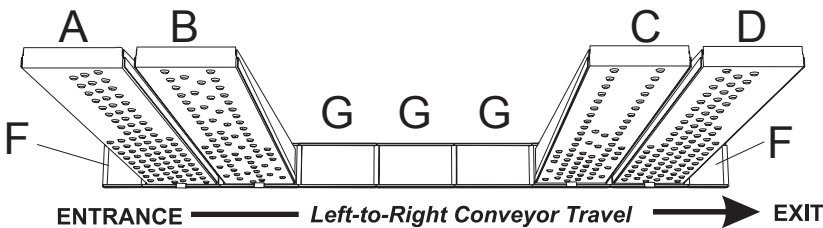
**Outer L6
w/68 Holes**
66373



**Manifold
w/perf baffle/PLT**
42400-0646

Inner Super Finger
35000-1875

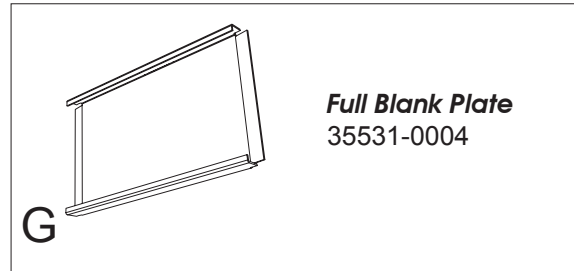
**Outer L6
w/67 Holes**
66376



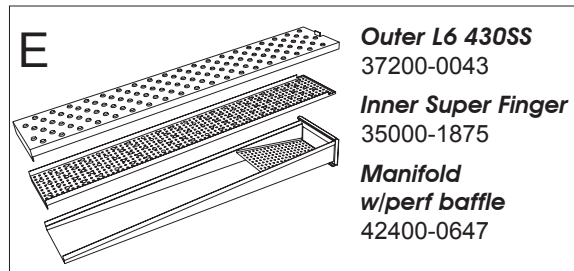
**Manifold
w/perf baffle/PLT**
42400-0646

Inner Super Finger
35000-1875

**Outer L6
w/85R Holes**
66377



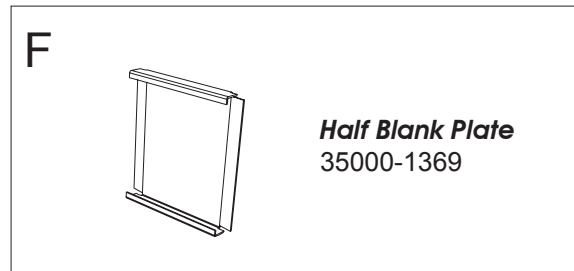
Full Blank Plate
35531-0004



Outer L6 430SS
37200-0043

Inner Super Finger
35000-1875

**Manifold
w/perf baffle**
42400-0647



Half Blank Plate
35000-1369

**SCAN FOR A COPY ON
YOUR MOBILE PHONE**

